


# Pre-Engineered Expansion Joint Types

Though Hose Master manufactures many customized and intricate expansion joints for a variety of specialized applications, there are four basic designs that are most commonly used. Each is available in 15, 50, 150, and 300 psi design pressures and is manufactured from T321 or T316 stainless steel. Available sizes range from 2" - 30" nominal diameter.

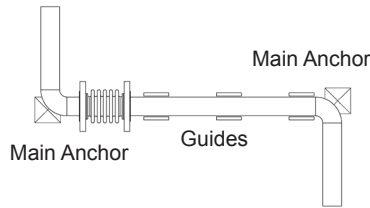

## Basic Bellows



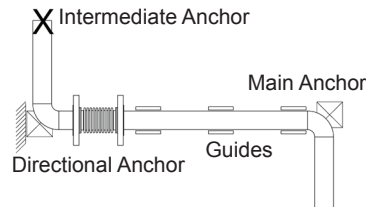
A bellows can be supplied without end fittings for field installation. The skirt (straight portion at each end of the bellows) can be sized to fit a flange or pipe. Please specify skirt length and attachment type when ordering.

## Unrestrained Single

An unrestrained single expansion joint is best used when piping systems are equipped with proper guides and anchors to absorb axial, angular, and a small amount of lateral movement.



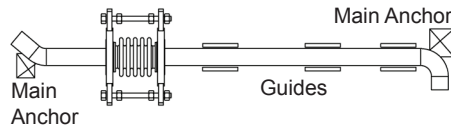

*Example of an unrestrained single expansion joint used in a proper piping system to absorb axial pipeline expansion.*



*Example of an unrestrained single expansion joint used in a proper piping system to absorb lateral deflection, as well as axial compression.*

## Limit Single

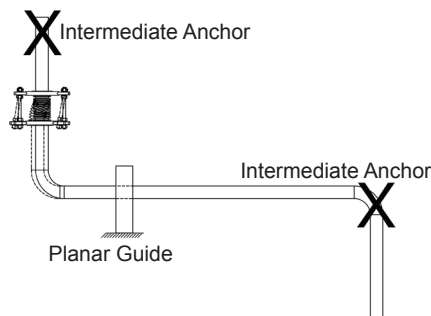

A limit single expansion joint is best used when main anchors and guides are in the pipeline. It allows for some axial movement as well as lateral movement; however, the hardware protects the expansion joint from exceeding its design movements.



*Example of a Limit Single expansion joint used in piping systems with main anchors. The limit rods prevent damage to the expansion joint and piping system by absorbing full pressure thrust.*

## Tied Single

A tied single expansion joint is best used in piping systems without a main anchor. It allows for lateral movement only while also restraining pressure thrust.



*Example of a Tied Single expansion joint where the expansion joint is installed 90° to the thermal growth of the piping. Because of the rods, the expansion joint is able to absorb lateral movement only.*



# 15 PSI

## Specifications for 800° F. Exhaust Pre-Engineered Expansion Joint Products

Pipe Size (in.)	No. of Conv. (#)	Live Length (in.)	Axial Movement (in.)	Lateral Movement (in.)	Axial Spring Rate (lbs/in.)	Lateral Spring Rate (lbs/in.)	Angular Spring Rate (lbs-in/deg)	Bellows Weight (lbs)	150# Fixed or Floating Light Weight Plate Flanges		Weld Nipples	
									OAL (in.)	Weight (lbs)	OAL (in.)	Weight (lbs)
2	3	1.125	0.188	0.031	1033	8414	16	0.30	2.50	8	4.13	1
	5	1.875	0.375	0.090	620	1817	9	0.30	3.25	9	4.88	1
	7	2.500	0.500	0.125	419	692	6	0.40	3.88	9	5.50	1
	9	3.250	0.688	0.250	330	322	5	0.50	4.63	9	6.25	1
	11	4.000	0.813	0.438	272	175	4	0.50	5.38	9	7.00	1
	13	4.750	1.000	0.563	231	106	3	0.60	6.13	9	7.75	2
	15	5.500	1.125	0.813	201	69	3	0.70	6.88	9	8.50	2
2.5	3	1.250	0.313	0.031	812	8525	19	0.40	2.63	11	4.25	2
	5	2.000	0.500	0.063	467	1914	11	0.50	3.38	11	5.00	2
	7	2.875	0.688	0.188	342	680	8	0.60	4.25	11	5.88	2
	9	3.625	0.938	0.313	261	326	6	0.70	5.00	11	6.63	2
	11	4.500	1.125	0.500	217	176	5	0.80	5.88	12	7.50	2
	13	5.250	1.313	0.688	181	108	4	0.90	6.63	12	8.25	2
	15	6.000	1.563	0.938	156	71	4	1.00	7.38	12	9.00	2
3	3	1.375	0.438	0.031	435	5352	15	0.50	2.75	12	4.63	3
	5	2.250	0.750	0.125	256	1176	9	0.60	3.63	12	5.50	3
	7	3.125	1.125	0.250	181	432	6	0.80	4.50	13	6.38	3
	9	4.000	1.438	0.438	140	204	5	0.90	5.38	13	7.25	3
	11	4.875	1.750	0.688	115	112	4	1.10	6.25	13	8.13	3
	13	5.750	2.063	1.000	97	68	3	1.20	7.13	13	9.00	3
	15	6.625	2.438	1.313	84	44	3	1.40	8.00	13	9.88	3
4	3	1.500	0.500	0.031	537	8534	28	0.60	2.88	17	4.63	3
	5	2.375	0.813	0.125	307	1944	16	0.80	3.75	17	5.50	4
	7	3.375	1.188	0.250	222	697	12	1.00	4.75	17	6.50	4
	9	4.375	1.500	0.438	174	325	9	1.20	5.75	17	7.50	4
	11	5.375	1.875	0.688	143	177	7	1.40	6.75	18	8.50	4
	13	6.250	2.188	0.938	119	109	6	1.60	7.63	18	9.38	4
	15	7.250	2.563	1.250	104	71	5	1.80	8.63	18	10.38	5
5	3	1.625	0.688	0.063	350	7560	29	0.90	2.75	15	6.38	7
	5	2.750	1.188	0.125	213	1606	18	1.20	3.88	16	7.50	7
	7	3.875	1.688	0.313	153	581	13	1.50	5.00	16	8.63	7
	9	5.000	2.188	0.563	120	272	10	1.80	6.13	16	9.75	8
	11	6.125	2.688	0.875	98	149	8	2.10	7.25	16	10.88	8
	13	7.375	2.750	1.063	136	142	11	2.80	8.50	17	12.13	9
	15	8.500	3.188	1.438	118	93	10	3.20	9.63	18	13.25	9
6	3	1.625	0.750	0.031	396	11730	45	1.10	2.75	18	6.25	8
	5	2.750	1.250	0.125	239	2473	27	1.50	3.88	18	7.38	8
	7	3.875	1.750	0.313	171	892	20	1.90	5.00	19	8.50	9
	9	5.000	2.250	0.500	133	418	15	2.20	6.13	19	9.63	9
	11	6.125	2.750	0.750	109	228	12	2.60	7.25	19	10.75	9
	13	7.250	3.000	0.938	92	138	11	2.90	8.38	20	11.88	10
	15	8.500	3.188	1.250	134	145	15	3.90	9.63	21	13.13	11
8	3	1.875	0.875	0.031	361	13347	68	1.70	3.00	25	6.50	13
	5	3.250	1.500	0.125	221	2717	42	2.30	4.38	25	7.88	13
	7	4.500	2.063	0.313	157	1006	30	2.80	5.63	26	9.13	14
	9	5.750	2.688	0.500	122	478	23	3.30	6.88	26	10.38	14
	11	7.000	3.250	0.813	99	263	19	3.90	8.13	27	11.63	15
	13	8.500	3.500	1.063	141	253	27	5.30	9.63	28	13.13	16
	15	9.750	4.063	1.250	122	166	23	5.90	10.88	29	14.38	17

CHARTS PRESENTED AS A RESOURCE TO PROVIDE BASELINE DATA FOR DISCUSSION DURING THE INITIAL DESIGN PHASE. For practical purposes, a multitude of expansion joint bellows iterations may meet required operating parameters. Contact Hose Master for assistance in design or selection of the expansion joint best suited for your specific application. • Angular movement for all designs is 5 degrees. • EJMA cycle life 10,000 non-concurrent.

Pipe Size (in.)	No. of Conv. (#)	Live Length (in.)	Axial Movement (in.)	Lateral Movement (in.)	Axial Spring Rate (lbs/in.)	Lateral Spring Rate (lbs/in.)	Angular Spring Rate (lbs-in/deg)	Bellows Weight (lbs)	150# Fixed or Floating Light Weight Plate Flanges		Weld Nipples	
									OAL (in.)	Weight (lbs)	OAL (in.)	Weight (lbs)
10	3	2.125	1.000	0.031	286	12676	83	2.30	3.25	32	7.25	20
	5	3.625	1.688	0.125	174	2643	51	3.10	4.75	32	8.75	20
	7	5.000	2.313	0.313	123	985	36	3.90	6.13	33	10.13	21
	9	6.500	3.063	0.563	96	456	28	4.60	7.63	34	11.63	22
	11	8.000	3.688	0.813	130	408	38	6.50	9.13	36	13.13	24
	13	9.625	4.063	1.125	171	369	50	8.60	10.75	38	14.75	26
	15	11.000	4.688	1.438	148	244	43	9.70	12.13	39	16.13	27
12	3	2.375	1.125	0.063	261	12895	106	2.90	3.50	46	6.25	20
	5	4.000	1.875	0.125	158	2744	64	3.90	5.13	47	7.88	21
	7	5.625	2.625	0.313	113	995	46	4.90	6.75	48	9.50	22
	9	7.125	3.375	0.375	87	478	35	5.90	8.25	49	11.00	23
	11	8.875	4.125	0.875	118	418	48	8.30	10.00	51	12.75	26
	13	10.625	4.875	1.250	154	381	63	11.10	11.75	54	14.50	28
	15	12.375	5.063	1.500	189	345	77	14.30	13.50	58	16.25	32
14	3	2.375	1.125	0.031	279	16421	135	3.20	3.50	56	8.38	30
	5	4.000	1.875	0.125	168	3489	81	4.30	5.13	57	10.00	32
	7	5.625	2.625	0.313	120	1263	58	5.40	6.75	58	11.63	33
	9	7.125	3.375	0.500	93	608	45	6.50	8.25	59	13.13	34
	11	8.875	4.125	0.813	127	534	61	9.10	10.00	62	14.88	36
	13	10.625	4.875	1.125	166	487	80	12.20	11.75	65	16.63	39
	15	12.375	5.000	1.375	204	443	99	15.80	13.50	69	18.38	43
16	3	2.375	1.063	0.031	512	38789	319	4.30	3.50	66	8.38	36
	5	4.000	1.875	0.125	308	8222	192	5.90	5.13	68	10.00	37
	7	5.625	2.625	0.250	220	2973	137	7.40	6.75	69	11.63	39
	9	7.250	3.375	0.438	171	1393	107	8.90	8.38	71	13.25	40
	11	8.875	4.125	0.688	140	761	87	10.40	10.00	72	14.88	42
	13	10.625	4.750	1.000	184	697	115	13.90	11.75	76	16.63	45
18	3	2.625	1.188	0.031	407	31963	321	5.20	4.88	136	8.63	41
	5	4.375	2.063	0.125	244	6904	193	7.10	6.63	138	10.38	42
	7	6.250	2.938	0.313	175	2429	138	9.10	8.50	139	12.25	44
	9	8.000	3.750	0.500	136	1152	107	11.00	10.25	141	14.00	46
	11	9.875	4.063	0.500	172	955	136	15.00	12.13	145	15.88	50
	13	11.625	4.380	0.750	146	583	115	17.30	13.88	148	17.63	53
	20	3	2.625	1.188	0.031	442	42391	426	5.80	5.00	168	8.63
5		4.375	2.063	0.125	265	9156	256	7.90	6.75	170	10.38	47
7		6.250	2.938	0.250	190	3217	183	10.10	8.63	172	12.25	49
9		8.000	3.750	0.438	148	1526	142	12.20	10.38	175	14.00	52
11		9.875	4.500	0.688	188	1273	181	16.70	12.25	179	15.88	56
13		11.625	5.000	1.000	159	777	153	19.20	14.00	182	17.63	59
24	3	2.625	1.188	0.031	513	69814	702	7.00	5.25	231	8.63	54
	5	4.375	2.063	0.063	308	15080	421	9.50	7.00	234	10.38	57
	7	6.250	2.938	0.188	220	5286	301	12.10	8.88	236	12.25	59
	9	8.000	3.750	0.313	171	2509	234	14.60	10.63	239	14.00	62
	11	9.750	4.500	0.563	140	1382	192	17.20	12.38	241	15.75	65
	13	11.625	5.000	0.813	185	1284	253	23.00	14.25	247	17.63	70
28	3	3.125	1.438	0.031	399	52119	742	10.00	5.88	306	9.13	66
	5	5.250	2.500	0.125	240	11097	446	13.50	8.00	310	11.25	70
	7	7.250	3.438	0.250	171	4146	318	17.00	10.00	313	13.25	73
	9	9.500	4.438	0.438	207	2919	384	23.90	12.25	320	15.50	80
	11	11.500	5.000	0.688	169	1629	314	27.90	14.25	324	17.50	84
30	3	3.125	1.438	0.031	422	62896	896	10.80	5.88	349	9.13	71
	5	5.250	2.500	0.125	253	13381	538	14.50	8.00	352	11.25	74
	7	7.250	3.438	0.250	181	5005	384	18.20	10.00	356	13.25	78
	9	9.375	4.438	0.438	141	2329	299	21.90	12.13	360	15.38	82
	11	11.500	5.438	0.625	179	1970	380	29.90	14.25	368	17.50	90

# 50 PSI

## Specifications for 800° F. Pre-Engineered Expansion Joint Products

Pipe Size (in.)	No. of Conv. (#)	Live Length (in.)	Axial Movement (in.)	Lateral Movement (in.)	Axial Spring Rate (lbs/in.)	Lateral Spring Rate (lbs/in.)	Angular Spring Rate (lbs-in/deg)	Bellows Weight (lbs)	150# Fixed or Floating Plate Flanges		Weld Nipples	
									OAL (in.)	Weight (lbs)	OAL (in.)	Weight (lbs)
2	3	1.000	0.219	0.031	719	7394	11	0.16	2.38	8	4.00	1
	5	1.750	0.375	0.063	440	1476	7	0.20	3.13	8	4.75	1
	7	2.500	0.563	0.188	317	522	5	0.24	3.88	8	5.50	1
	9	3.125	0.750	0.250	243	256	4	0.28	4.50	8	6.13	1
	11	3.875	0.938	0.438	195	134	3	0.32	5.25	9	6.88	1
	13	4.625	1.063	0.625	206	101	3	0.44	6.00	9	7.63	1
	15	5.375	1.063	0.688	260	94	4	0.56	6.75	9	8.38	1
2.5	3	1.125	0.313	0.031	567	7349	14	0.22	2.50	11	4.13	2
	5	2.000	0.563	0.063	349	1430	8	0.28	3.38	11	5.00	2
	7	2.750	0.750	0.188	247	536	6	0.34	4.13	11	5.75	2
	9	3.500	1.000	0.313	191	256	5	0.40	4.88	11	6.50	2
	11	4.250	1.125	0.438	217	199	5	0.55	5.63	11	7.25	2
	13	5.125	1.188	0.563	265	167	6	0.71	6.50	12	8.13	2
	15	6.000	1.375	0.813	228	105	6	0.79	7.38	12	9.00	2
3	3	1.250	0.500	0.031	312	4648	11	0.28	2.63	12	4.50	2
	5	2.125	0.813	0.125	189	971	6	0.37	3.50	12	5.38	2
	7	3.000	1.188	0.250	135	349	5	0.46	4.38	12	6.25	3
	9	3.875	1.313	0.438	162	251	5	0.65	5.25	13	7.13	3
	11	4.750	1.438	0.563	193	199	7	0.86	6.13	13	8.00	3
	13	5.750	1.563	0.750	230	162	8	1.10	7.13	13	9.00	3
	15	6.625	1.625	0.875	255	136	9	1.39	8.00	13	9.88	3
4	3	1.375	0.500	0.031	390	7378	20	0.36	2.75	16	4.50	3
	5	2.375	0.875	0.125	237	1503	12	0.48	3.75	16	5.50	3
	7	3.250	1.188	0.250	168	568	9	0.60	4.63	17	6.38	3
	9	4.250	1.375	0.375	201	399	10	0.83	5.63	17	7.38	4
	11	5.250	1.500	0.500	240	312	13	1.11	6.63	17	8.38	4
	13	6.250	1.625	0.688	274	251	14	1.44	7.63	17	9.38	4
	15	7.250	1.750	0.813	297	204	16	1.83	8.63	18	10.38	5
5	3	1.625	0.750	0.063	273	5890	23	0.51	3.25	21	6.38	6
	5	2.750	1.250	0.188	162	1221	13	0.70	4.38	21	7.50	6
	7	3.875	1.563	0.313	177	673	15	1.02	5.50	21	8.63	7
	9	5.000	1.563	0.438	265	608	22	1.61	6.63	22	9.75	7
	11	6.125	1.813	0.563	289	442	24	2.10	7.75	22	10.88	8
	13	7.375	1.813	0.688	423	458	36	3.07	9.00	23	12.13	9
	15	8.625	2.000	0.938	398	307	33	3.42	10.25	23	13.38	9
6	3	1.625	0.750	0.031	313	9272	36	0.68	3.25	23	6.25	8
	5	2.750	1.250	0.125	188	1950	22	0.90	4.38	23	7.38	8
	7	3.875	1.563	0.250	207	1080	24	1.30	5.50	23	8.50	8
	9	5.000	1.750	0.375	236	739	27	1.77	6.63	24	9.63	9
	11	6.125	1.875	0.500	271	566	31	2.32	7.75	24	10.75	9
	13	7.250	2.000	0.625	312	465	36	2.93	8.88	25	11.88	10
	15	8.625	2.063	0.813	431	459	50	4.30	10.25	26	13.25	11
8	3	1.875	0.813	0.031	440	16231	83	1.21	4.00	46	6.50	12
	5	3.125	1.375	0.125	264	3506	50	1.58	5.25	47	7.75	13
	7	4.375	1.688	0.250	188	1278	36	1.95	6.50	48	9.00	13
	9	5.750	2.063	0.375	280	1103	53	3.04	7.88	50	10.38	14
	11	7.000	2.250	0.563	310	826	59	3.92	9.13	51	11.63	15
	13	8.500	2.250	0.688	450	817	86	5.72	10.63	53	13.13	17
	15	9.750	2.500	0.875	413	568	79	6.33	11.88	54	14.38	17
10	3	2.125	0.938	0.031	510	22585	149	1.85	4.25	60	7.25	19
	5	3.500	1.563	0.125	306	4989	89	2.47	5.63	62	8.63	20
	7	5.000	2.188	0.313	219	1750	64	3.09	7.13	63	10.13	20
	9	6.500	2.438	0.438	299	1419	87	4.71	8.63	65	11.63	22
	11	8.000	2.500	0.563	431	1357	127	6.99	10.13	66	13.13	24
	13	9.500	2.688	0.688	376	840	111	7.94	11.63	68	14.63	25
	15	11.125	2.875	0.875	533	868	157	10.84	13.25	69	16.25	28



Pipe Size (in.)	No. of Conv. (#)	Live Length (in.)	Axial Movement (in.)	Lateral Movement (in.)	Axial Spring Rate (lbs/in.)	Lateral Spring Rate (lbs/in.)	Angular Spring Rate (lbs-in/deg)	Bellows Weight (lbs)	150# Fixed or Floating Plate Flanges		Weld Nipples	
									OAL (in.)	Weight (lbs)	OAL (in.)	Weight (lbs)
12	3	2.375	1.000	0.031	646	31885	262	2.60	4.50	86	6.25	20
	5	4.000	1.688	0.125	388	6750	157	3.50	6.13	88	7.88	21
	7	5.500	2.313	0.313	277	2547	112	4.41	7.63	90	9.38	22
	9	7.125	2.688	0.438	306	1673	124	5.84	9.25	91	11.00	23
	11	8.875	2.813	0.563	422	1498	172	8.79	11.00	93	12.75	26
	13	10.625	2.875	0.688	593	1471	242	12.16	12.75	95	14.50	29
	15	12.250	3.313	0.938	514	959	210	13.17	14.38	96	16.13	30
14	3	2.375	1.000	0.031	700	41161	339	2.85	4.50	98	8.38	30
	5	4.000	1.688	0.125	420	8712	203	3.85	6.13	100	10.00	31
	7	5.500	2.313	0.250	300	3288	145	4.84	7.63	102	11.50	32
	9	7.125	2.688	0.375	316	2066	153	6.48	9.25	103	13.13	34
	11	8.875	2.813	0.500	459	1942	223	9.64	11.00	105	14.88	37
	13	10.625	2.875	0.625	638	1887	311	13.40	12.75	107	16.63	41
	15	12.250	3.313	0.875	553	1230	269	15.11	14.38	108	18.25	42
16	3	2.375	0.938	0.031	785	59438	489	3.26	4.50	125	8.38	35
	5	4.000	1.625	0.125	471	12577	293	4.40	6.13	126	10.00	36
	7	5.500	2.250	0.188	336	4749	209	5.53	7.63	128	11.50	37
	9	7.125	2.625	0.375	355	2987	221	7.41	9.25	129	13.13	39
	11	8.875	2.813	0.500	497	2707	311	11.14	11.00	133	14.88	42
	13	10.500	3.063	0.625	420	1636	263	12.77	12.63	135	16.50	44
	15	12.250	3.125	0.750	688	1961	429	16.88	14.38	139	18.25	48
18	3	2.625	1.063	0.031	841	66004	663	4.35	4.88	134	8.63	40
	5	4.375	1.813	0.125	504	14257	398	5.95	6.63	136	10.38	41
	7	6.125	2.563	0.250	360	5196	284	7.55	8.38	138	12.13	43
	9	8.000	2.750	0.375	531	4345	406	11.55	10.25	142	14.00	47
	11	9.750	3.375	0.563	420	2394	332	13.85	12.00	144	15.75	49
	13	11.625	3.500	0.688	587	2358	465	18.90	13.88	149	17.63	54
	15	13.500	3.875	0.875	554	1645	437	20.90	15.75	151	19.50	56
20	3	2.625	1.063	0.031	921	88401	888	4.83	5.00	167	8.63	44
	5	4.375	1.813	0.125	553	19095	533	6.61	6.75	169	10.38	46
	7	6.125	2.563	0.250	383	6752	369	8.45	8.50	170	12.13	48
	9	8.000	2.750	0.313	559	5782	540	12.88	10.38	175	14.00	52
	11	9.750	3.375	0.500	457	3186	442	15.14	12.13	177	15.75	54
	13	11.625	3.438	0.625	649	3182	627	21.00	14.00	183	17.63	60
	15	13.500	4.000	0.813	562	2043	543	23.73	15.88	186	19.50	63
24	3	2.625	1.063	0.031	1088	147905	1486	5.79	5.25	230	8.63	53
	5	4.375	1.750	0.063	653	31948	892	7.93	7.00	232	10.38	55
	7	6.125	2.500	0.188	466	11643	637	10.07	8.75	234	12.13	57
	9	7.875	3.063	0.313	363	5478	495	12.21	10.50	236	13.88	60
	11	9.750	3.375	0.438	535	5289	733	18.23	12.38	242	15.75	66
	13	11.500	3.938	0.563	453	3217	621	20.96	14.13	245	17.50	68
	15	13.500	4.000	0.688	659	3397	903	28.58	16.13	253	19.50	76
28	3	3.125	1.125	0.031	1605	209477	2983	10.46	5.88	306	9.13	66
	5	5.250	1.938	0.063	962	44493	1788	14.08	8.00	310	11.25	70
	7	7.250	2.688	0.188	688	16690	1279	17.70	10.00	314	13.25	74
	9	9.375	3.500	0.375	535	7758	994	21.33	12.13	317	15.38	77
	13	11.625	3.813	0.500	702	6634	1307	30.40	14.38	326	17.63	86
30	3	3.125	1.125	0.031	1712	255144	3634	11.21	6.00	349	9.13	71
	5	5.250	1.938	0.063	1026	54191	2178	15.09	8.13	353	11.25	75
	7	7.250	2.688	0.188	734	20329	1558	18.97	10.13	357	13.25	79
	9	9.375	3.500	0.313	571	9450	1211	22.85	12.25	361	15.38	83
	11	11.625	3.813	0.438	749	8083	1593	32.57	14.50	371	17.63	93
	13	13.750	4.500	0.625	634	4888	1348	37.31	16.63	375	19.75	97

CHARTS PRESENTED AS A RESOURCE TO PROVIDE BASELINE DATA FOR DISCUSSION DURING THE INITIAL DESIGN PHASE. For practical purposes, a multitude of expansion joint bellows iterations may meet required operating parameters. Contact Hose Master for assistance in design or selection of the expansion joint best suited for your specific application. • Angular movement for all designs is 5 degrees. • EJMA cycle life 3,000 non-concurrent.

# 150 PSI

## Specifications for 800° F. Pre-Engineered Expansion Joint Products

Pipe Size (in.)	No. of Conv. (#)	Live Length (in.)	Axial Movement (in.)	Lateral Movement (in.)	Axial Spring Rate (lbs/in.)	Lateral Spring Rate (lbs/in.)	Angular Spring Rate (lbs-in/deg)	Bellows Weight (lbs)	150# Fixed or Floating RFSSO Flanges		Weld Nipples	
									OAL (in.)	Weight (lbs)	OAL (in.)	Weight (lbs)
2	3	1.000	0.188	0.029	719	7394	11	0.2	3.13	11	4.00	1
	5	1.750	0.375	0.063	440	1476	7	0.2	3.88	11	4.75	1
	6	2.000	0.313	0.063	995	2592	15	0.3	4.13	11	5.00	1
	7	2.500	0.500	0.125	317	522	5	0.2	4.63	11	5.50	1
	9	3.125	0.563	0.188	370	390	6	0.3	5.25	11	6.13	1
	11	4.000	0.625	0.313	432	278	6	0.4	6.13	11	7.00	1
	13	4.625	0.688	0.375	522	245	8	0.6	6.75	11	7.63	1
	15	5.500	0.750	0.500	587	201	9	0.7	7.63	11	8.50	2
2.5	3	1.125	0.250	0.031	787	10287	19	0.3	3.50	16	4.13	3
	5	2.000	0.313	0.063	1078	4421	26	0.4	4.38	16	5.00	3
	7	2.750	0.625	0.125	341	747	8	0.4	5.13	16	5.75	3
	9	3.625	0.688	0.250	414	518	10	0.5	6.00	17	6.63	3
	11	4.625	0.750	0.313	490	420	12	0.7	7.00	17	7.63	3
	13	5.250	0.813	0.375	566	337	14	0.9	7.63	17	8.25	3
	15	6.500	1.063	0.688	813	316	19	1.7	8.88	18	9.50	4
3	3	1.375	0.313	0.031	1001	12307	34	0.4	3.88	18	4.63	4
	4	1.750	0.438	0.031	818	6334	28	0.6	4.25	19	5.00	4
	5	2.250	0.500	0.063	599	2749	20	0.6	4.75	19	5.50	4
	7	3.125	0.750	0.188	427	1017	14	0.7	5.63	19	6.38	4
	9	4.000	0.813	0.250	451	655	15	0.9	6.50	19	7.25	5
	10	4.625	0.913	0.080	436	497	15	1.0	7.13	19	7.88	5
	11	5.250	1.250	0.500	607	512	21	1.9	7.75	20	8.50	6
	13	6.250	1.313	0.688	718	426	24	2.4	8.75	20	9.50	6
	15	7.500	1.500	0.938	839	343	28	2.6	10.00	21	10.75	6
4	3	1.500	0.313	0.031	1239	19694	65	0.6	4.25	26	4.63	6
	5	2.375	0.500	0.063	743	4709	39	0.7	5.13	26	5.50	6
	6	2.875	0.625	0.063	757	3301	40	0.9	5.63	26	6.00	6
	7	3.375	0.750	0.125	531	1667	28	0.9	6.13	26	6.50	6
	9	4.625	0.938	0.250	498	937	26	1.3	7.38	26	7.75	7
	11	5.625	1.250	0.500	710	804	37	2.5	8.38	28	8.75	8
	13	6.750	1.375	0.625	844	663	44	3.2	9.50	28	9.88	9
	15	8.250	1.500	0.875	913	480	48	4.7	11.00	30	11.38	10
5	3	1.750	0.313	0.031	2225	41387	185	1.1	4.75	31	6.50	8
	5	2.750	0.688	0.063	713	5362	59	1.2	5.75	31	7.50	9
	7	4.000	0.813	0.125	953	3393	79	1.8	7.00	32	8.75	9
	8	4.375	1.000	0.188	740	1987	62	2.3	7.38	32	9.13	10
	9	5.125	1.063	0.250	741	1608	62	2.2	8.13	32	9.88	10
	11	6.875	1.375	0.500	1348	1624	112	5.1	9.88	35	11.63	13
	13	8.125	1.625	0.688	1140	984	95	5.9	11.13	36	12.88	13
	15	10.000	2.000	1.000	1466	841	123	10.1	13.00	40	14.75	17
6	3	1.750	0.313	0.028	2603	66529	297	1.4	5.00	39	6.38	9
	5	2.875	0.563	0.063	1562	14790	178	1.9	6.13	40	7.50	9
	7	4.000	0.813	0.125	1100	5389	126	2.3	7.25	40	8.63	10
	8	4.375	0.938	0.188	877	3231	101	2.6	7.63	41	9.00	10
	9	5.125	1.000	0.188	868	2586	99	2.8	8.38	41	9.75	10
	11	6.250	1.250	0.313	710	1423	81	3.2	9.50	41	10.88	11
	13	8.125	1.625	0.625	1207	1440	139	7.4	11.38	45	12.75	15
	15	9.375	1.875	0.813	1069	957	123	8.1	12.63	46	14.00	16
8	3	2.000	0.375	0.031	2356	76479	446	2.2	5.63	62	6.63	13
	5	3.250	0.688	0.063	1414	17379	268	2.8	6.88	63	7.88	14
	6	3.875	0.813	0.063	1192	9316	204	3.5	7.50	63	8.50	15
	7	4.625	1.000	0.125	1010	6129	191	3.5	8.25	63	9.25	15
	9	5.875	1.250	0.250	786	2955	149	4.1	9.50	64	10.50	15
	11	7.750	1.750	0.438	1311	2845	249	9.7	11.38	70	12.38	21
	13	9.125	2.063	0.625	1110	1737	211	11.1	12.75	71	13.75	22
	15	10.875	2.125	0.813	1464	1626	280	15.3	14.50	75	15.50	27

Pipe Size (in.)	No. of Conv. (#)	Live Length (in.)	Axial Movement (in.)	Lateral Movement (in.)	Axial Spring Rate (lbs/in.)	Lateral Spring Rate (lbs/in.)	Angular Spring Rate (lbs-in/deg)	Bellows Weight (lbs)	150# Fixed or Floating RFSO Flanges		Weld Nipples	
									OAL (in.)	Weight (lbs)	OAL (in.)	Weight (lbs)
10	3	2.250	0.438	0.031	3089	122185	902	3.50	6.25	89	7.38	24
	5	3.750	0.750	0.063	1853	26392	541	4.60	7.75	91	8.88	25
	6	4.375	0.938	0.063	1303	13390	374	4.10	8.38	90	9.50	24
	7	5.125	1.063	0.125	1327	10119	388	5.80	9.13	92	10.25	26
	8	5.875	1.063	0.180	1625	9269	467	6.60	9.88	93	11.00	27
	9	6.625	1.438	0.250	1032	4707	301	7.00	10.63	93	11.75	27
	11	8.625	2.250	0.563	1052	2835	308	13.50	12.63	100	13.75	34
	13	10.375	2.438	0.688	1321	2480	389	19.20	14.38	105	15.50	39
15	12.000	2.563	0.875	1363	1896	398	20.70	16.00	107	17.13	41	
12	3	2.500	0.563	0.031	2853	127109	1159	4.30	7.00	132	6.38	31
	5	4.125	0.875	0.063	2079	34026	844	6.20	8.63	134	8.00	33
	7	5.875	1.250	0.125	1332	11166	538	8.10	10.38	136	9.75	35
	9	7.375	1.688	0.250	952	4876	387	8.80	11.88	137	11.25	36
	11	9.500	1.875	0.438	1002	3088	406	17.10	14.00	145	13.38	44
	13	11.750	2.750	0.750	1366	2752	554	29.20	16.25	157	15.63	56
15	14.125	3.000	0.875	2079	2899	843	39.30	18.63	167	18.00	66	
14	3	2.500	0.563	0.031	3115	165410	1508	4.70	7.13	185	8.50	32
	5	4.125	0.875	0.063	1871	36497	906	6.40	8.75	186	10.13	34
	7	5.750	1.250	0.125	1337	13423	647	8.10	10.38	188	11.75	35
	9	7.375	1.625	0.250	1040	6348	504	9.70	12.00	190	13.38	37
	11	9.500	2.625	0.500	1069	3932	518	18.80	14.13	199	15.50	46
	13	11.375	2.813	0.688	1305	3375	637	27.00	16.00	207	17.38	54
	15	14.125	3.000	0.938	2227	3704	1078	43.30	18.75	223	20.13	71
16	3	2.500	0.813	0.031	4838	332604	3032	6.5	7.63	202	8.50	38
	5	4.125	0.875	0.063	2907	73394	1821	8.80	9.25	205	10.13	40
	7	6.000	1.625	0.188	1892	22449	1179	15.30	11.13	211	12.00	47
	9	7.750	2.000	0.313	1471	10464	917	18.40	12.88	214	13.75	50
	11	9.500	2.500	0.438	1204	5697	750	21.50	14.63	218	15.50	53
	13	11.375	2.563	0.563	1727	5707	1077	29.70	16.50	226	17.38	61
15	13.125	2.875	0.750	1497	3715	933	33.50	18.25	229	19.13	65	
18	3	2.875	0.875	0.031	3444	225434	2717	10.80	8.38	271	8.88	46
	5	4.750	1.438	0.063	2066	49555	1631	14.80	10.25	275	10.75	50
	7	6.625	2.000	0.188	1476	18196	1165	18.80	12.13	279	12.63	54
	9	8.500	2.625	0.375	1148	8598	906	22.70	14.00	283	14.50	58
	11	10.500	2.688	0.500	1630	7998	1286	32.00	16.00	292	16.50	67
	13	12.500	3.125	0.688	1378	4771	1087	36.70	18.00	297	18.50	72
	15	14.625	3.375	0.750	1583	4035	1259	50.70	20.13	311	20.63	86
20	3	2.875	0.813	0.031	3779	302231	3643	12.00	8.75	342	8.88	51
	5	4.750	1.438	0.063	2268	66445	2168	16.40	10.63	346	10.75	56
	7	6.625	2.000	0.188	1620	24400	1562	20.90	12.50	351	12.63	60
	9	8.500	2.563	0.313	1260	11529	1215	25.30	14.38	355	14.50	65
	11	10.500	2.688	0.438	1799	10790	1735	35.50	16.38	366	16.50	75
	13	12.500	3.188	0.625	1521	6436	1466	40.80	18.38	371	18.50	80
	15	14.625	3.313	0.750	1924	5965	1861	55.00	20.50	385	20.63	94
24	3	2.875	0.563	0.022	4475	507266	6115	14.40	9.50	454	8.88	62
	5	4.750	0.938	0.063	2688	111629	3673	19.70	11.38	460	10.75	67
	7	6.625	1.375	0.125	1921	41009	2625	25.00	13.25	465	12.63	72
	9	8.500	2.313	0.250	2328	29419	3192	37.30	15.25	477	14.63	85
	11	10.500	2.875	0.375	1813	15483	2489	44.30	17.13	484	16.50	92
	13	12.500	3.188	0.500	1533	9235	2104	51.00	19.13	491	18.50	98
15	14.625	3.438	0.625	2080	9164	2859	67.50	21.25	508	20.63	115	
28	3	3.375	0.750	0.030	5743	643069	10682	25.10	10.50	563	9.38	81
	5	5.625	1.250	0.063	3446	138903	6409	33.80	12.75	572	11.63	90
	7	7.750	1.938	0.125	2467	52380	4588	42.40	14.88	580	13.75	98
	9	10.000	2.438	0.250	1918	24458	3567	51.10	17.13	589	16.00	107
	11	12.500	3.313	0.438	2177	17846	4067	71.90	19.63	610	18.50	128
	13	14.750	3.750	0.625	1843	10847	3442	82.40	21.88	620	20.75	138
30	3	3.375	1.125	0.031	5732	732456	12167	33.40	10.63	639	9.38	93
	5	5.750	1.938	0.063	3429	150958	7279	44.90	13.00	651	11.75	105
	7	8.000	2.688	0.188	2451	55751	5203	56.90	15.25	663	14.00	117
	9	10.250	3.438	0.375	1908	26427	4049	67.90	17.50	674	16.25	128
	11	12.875	3.563	0.438	2742	24078	5821	94.90	20.13	701	18.88	155
13	15.500	4.438	0.688	1797	10900	3819	121.50	22.75	728	21.50	182	

CHARTS PRESENTED AS A RESOURCE TO PROVIDE BASELINE DATA FOR DISCUSSION DURING THE INITIAL DESIGN PHASE. For practical purposes, a multitude of expansion joint bellows iterations may meet required operating parameters. Contact Hose Master for assistance in design or selection of the expansion joint best suited for your specific application. • Angular movement for all designs is 5 degrees. • EJMA cycle life 3,000 non-concurrent.

# 300 PSI

## Specifications for 800° F. Pre-Engineered Expansion Joint Products

Pipe Size (in.)	No. of Conv. (#)	Live Length (in.)	Axial Movement (in.)	Lateral Movement (in.)	Axial Spring Rate (lbs/in.)	Lateral Spring Rate (lbs/in.)	Angular Spring Rate (lbs-in/deg)	Bellows Weight (lbs)	150# Fixed RFSO Flanges		Weld Nipples		300# Lap Joint Flanges	
									OAL (in.)	Weight (lbs)	OAL (in.)	Weight (lbs)	OAL (in.)	Weight (lbs.)
2	3	1.125	0.250	0.031	987	8070	15	0.19	3.88	14	4.13	1	6.13	19
	5	1.875	0.438	0.063	592	1743	9	0.34	4.63	14	4.88	1	6.88	19
	7	2.625	0.563	0.188	676	1014	10	0.49	5.38	14	5.63	1	7.63	19
	9	3.500	0.625	0.250	818	691	12	0.66	6.25	15	6.50	2	8.50	19
	11	4.250	0.690	0.313	930	535	14	0.87	7.00	15	7.25	2	9.25	19
	13	5.500	0.813	0.563	1314	455	20	1.49	8.25	15	8.50	2	10.50	20
	15	6.500	0.875	0.688	1627	403	25	1.86	9.25	16	9.50	3	11.50	20
2.5	3	1.250	0.250	0.031	1299	13638	31	0.43	4.38	20	4.25	2	6.25	27
	5	2.000	0.438	0.063	760	3116	18	0.55	5.13	21	5.00	2	7.00	27
	7	3.000	0.625	0.188	861	1569	21	0.78	6.13	21	6.00	2	8.00	28
	9	3.875	0.750	0.250	874	963	21	1.08	7.00	21	6.88	3	8.88	28
	11	5.000	0.875	0.438	1289	851	31	1.84	8.13	22	8.00	3	10.00	29
	13	6.125	0.938	0.563	1569	690	38	2.33	9.25	22	9.13	4	11.13	29
	15	7.250	1.063	0.750	1556	496	38	3.01	10.38	23	10.25	4	12.25	30
3	3	1.375	0.313	0.031	1570	19301	53	0.75	4.88	27	4.63	3	6.38	36
	5	2.375	0.563	0.063	953	3928	32	0.99	5.88	27	5.63	3	7.38	36
	7	3.375	0.750	0.188	958	1956	32	1.38	6.88	27	6.63	3	8.38	37
	9	4.375	0.875	0.313	1012	1229	34	1.83	7.88	28	7.63	4	9.38	37
	11	5.500	1.000	0.438	1241	978	43	2.83	9.01	29	8.75	5	10.50	38
4	3	1.500	0.313	0.031	1932	30705	101	0.97	5.38	45	4.63	4	6.97	59
	5	2.500	0.563	0.063	1159	6632	60	1.28	6.38	45	5.63	4	7.28	59
	7	3.500	0.813	0.188	828	2417	43	1.59	7.38	46	6.63	4	7.59	59
	9	4.750	0.875	0.250	1215	1927	63	2.38	8.63	46	7.88	5	8.38	60
	11	6.250	1.125	0.438	1639	1505	86	4.14	10.13	48	9.38	7	10.14	62
5	3	1.750	0.375	0.031	2540	47232	211	1.70	5.88	58	6.50	7	7.75	81
	5	3.000	0.688	0.063	1522	9632	126	2.30	7.13	58	7.75	8	9.00	82
	7	4.250	1.000	0.188	1088	3429	90	2.90	8.38	59	9.00	9	10.25	83
	9	5.625	1.063	0.313	1647	2965	137	4.36	9.75	60	10.38	10	11.63	84
	11	7.375	1.250	0.438	1614	1731	137	8.22	11.50	64	12.13	14	13.38	88
6	3	1.750	0.375	0.031	2958	75609	338	2.26	6.00	80	6.38	9	8.75	111
	5	3.000	0.688	0.063	1773	15420	202	2.97	7.25	81	7.63	10	10.00	111
	7	4.250	0.938	0.188	1265	5481	144	3.69	8.50	82	8.88	11	11.25	112
	9	5.625	1.063	0.250	1743	4339	200	5.61	9.88	84	10.25	13	12.63	114
	11	6.875	1.250	0.375	1426	2377	164	6.52	11.13	85	11.50	13	13.88	115
8	3	1.750	0.375	0.031	2958	75609	338	2.26	6.00	80	6.38	9	8.75	111
	5	3.000	0.688	0.063	1773	15420	202	2.97	7.25	81	7.63	10	10.00	111
	7	4.250	0.938	0.188	1265	5481	144	3.69	8.50	82	8.88	11	11.25	112
	9	5.625	1.063	0.250	1743	4339	200	5.61	9.88	84	10.25	13	12.63	114
	11	6.875	1.250	0.375	1426	2377	164	6.52	11.13	85	11.50	13	13.88	115
10	3	2.125	0.375	0.031	5178	148862	980	4.30	7.13	120	6.75	15	10.13	168
	5	3.500	0.688	0.063	3111	32971	589	5.61	8.50	122	8.13	17	11.50	169
	7	4.875	1.000	0.125	2223	12146	421	6.92	9.88	123	9.50	18	12.88	171
	9	6.375	1.250	0.250	1726	5513	327	8.24	11.38	124	11.00	19	14.38	172
	11	8.000	1.375	0.375	2289	4662	435	11.62	13.00	128	12.63	23	16.00	175
	13	9.375	1.625	0.500	1938	2875	368	13.23	14.38	129	14.00	24	17.38	177
	15	11.750	1.813	0.750	3038	2857	575	21.65	16.75	138	16.38	33	19.75	185
10	3	2.375	0.563	0.031	4038	143160	1178	5.76	7.75	168	7.50	23	12.38	267
	5	4.125	1.000	0.063	3758	44262	1098	11.55	9.50	174	9.25	29	14.13	273
	7	5.750	1.375	0.188	2686	16281	785	14.43	11.13	176	10.88	32	15.75	275
	9	7.500	1.813	0.375	2084	7427	609	17.30	12.88	179	12.63	35	17.50	278
	11	9.625	2.188	0.563	2565	5536	748	26.45	15.00	188	14.75	44	19.63	287
	13	11.125	2.250	0.688	2380	3867	698	28.01	16.50	190	16.25	45	21.13	289
	15	13.750	2.500	0.875	3119	3313	913	41.33	19.13	203	18.88	59	23.75	302



Pipe Size (in.)	No. of Conv. (#)	Live Length (in.)	Axial Movement (in.)	Lateral Movement (in.)	Axial Spring Rate (lbs/in.)	Lateral Spring Rate (lbs/in.)	Angular Spring Rate (lbs-in/deg)	Bellows Weight (lbs)	300# Fixed RFSO Flanges		Weld Nipples		300# Lap Joint Flanges	
									OAL (in.)	Weight (lbs)	OAL (in.)	Weight (lbs)	OAL (in.)	Weight (lbs.)
12	3	2.625	0.563	0.031	6254	252733	2540	8.61	8.50	239	6.50	26	14.63	386
	5	4.375	0.938	0.063	3752	54590	1524	11.59	10.25	242	8.25	29	16.38	389
	7	6.125	1.313	0.188	2680	19894	1088	14.57	12.00	245	10.00	32	18.13	392
	9	7.875	1.688	0.313	2085	9360	847	17.55	13.75	248	11.75	35	19.88	395
	11	10.500	2.375	0.563	2259	5705	917	33.90	16.38	264	14.38	51	22.50	411
14	3	2.625	0.500	0.031	5656	274635	2760	9.72	8.75	340	8.63	37	14.63	516
	5	4.375	0.625	0.063	3961	68771	1920	12.80	10.50	343	10.38	40	16.38	519
	7	6.125	1.250	0.125	2424	21619	1183	16.63	12.25	347	12.13	44	18.13	523
	9	7.875	1.313	0.188	2067	11105	1004	19.67	14.00	350	13.88	47	19.88	526
	11	10.375	2.250	0.500	2764	8556	1343	34.31	16.50	364	16.38	62	22.38	540
16	3	2.750	0.750	0.031	5507	314156	3465	14.01	9.38	394	8.75	45	14.75	661
	5	4.500	1.250	0.063	3305	70409	2079	19.03	11.13	399	10.50	50	16.50	666
	7	6.375	1.750	0.188	2360	25056	1485	24.05	13.00	404	12.38	55	18.38	671
	9	8.125	1.938	0.313	2379	15393	1482	27.42	14.75	407	14.13	59	20.13	674
	11	10.500	2.500	0.500	2784	10787	1734	42.50	17.13	423	16.50	74	22.50	690
18	3	2.875	0.313	0.016	7933	523178	6306	15.58	10.00	656	8.88	51	14.88	804
	5	5.125	1.125	0.063	5690	115951	4441	30.04	12.25	670	11.13	65	17.13	818
	7	7.125	1.625	0.125	4152	44257	3276	33.51	14.25	674	13.13	69	19.13	822
	9	9.125	2.188	0.313	3122	24899	3024	41.01	16.25	681	15.13	76	21.13	829
	11	12.000	3.188	0.563	2839	10669	2240	65.63	19.13	706	18.00	101	24.00	854
20	3	3.000	0.625	0.031	10209	751004	9857	21.67	10.63	652	9.00	61	15.00	978
	5	5.125	0.938	0.063	6103	153845	5893	29.63	12.75	660	11.13	69	17.13	986
	7	7.125	1.250	0.125	4575	59572	4410	37.22	14.75	667	13.13	77	19.13	993
	9	9.125	2.188	0.313	3122	24899	3024	46.43	16.75	676	15.13	86	21.13	1002
	11	11.875	3.125	0.563	3010	14271	2935	75.77	19.50	706	17.88	115	23.88	1032
24	3	3.125	0.500	0.020	18359	1767345	25170	30.60	11.63	981	9.13	78	15.13	1409
	5	5.250	0.875	0.063	10405	355465	14288	42.37	13.75	992	11.25	90	17.25	1420
	7	7.375	1.250	0.125	7327	126889	10065	54.02	15.88	1004	13.38	101	19.38	1432
	9	9.375	2.063	0.250	5146	55323	7091	67.13	17.88	1017	15.38	114	21.38	1445
	11	11.500	2.563	0.375	4208	30065	5798	79.02	20.00	1029	17.50	126	23.50	1457

CHARTS PRESENTED AS A RESOURCE TO PROVIDE BASELINE DATA FOR DISCUSSION DURING THE INITIAL DESIGN PHASE. For practical purposes, a multitude of expansion joint bellows iterations may meet required operating parameters. Contact Hose Master for assistance in design or selection of the expansion joint best suited for your specific application. • Angular movement for all designs is 5 degrees. • EJMA cycle life 3,000 non-concurrent.

